

9.1.2024-8.31.2027

IMPLEMENTATION STRATEGY



BAPTIST HEALTH®

LOUISVILLE

Contents

Introduction	3
Foreword.....	3
Executive Summary.....	3
Background: Community Health Needs Assessment	4
Third-Party Collaboration	4
Process	5
Development of Strategies	5
Framework	5
Strategies to Address Significant Health Needs.....	6
Substance Use.....	6
Mental Health	7
Community Health Improvement Matrix (CHIM).....	10
CHIM: Substance Use.....	11
CHIM: Mental Health	11
Next Steps	12
Approval and Adoption.....	13
References	14

Introduction

Foreword

This Implementation Strategy document, developed from June 2024–November 2024, serves as an accompaniment to the Community Health Needs Assessment (CHNA) by identifying the strategies which Baptist Health Louisville will employ during fiscal years 2025–2027 (September 1, 2024–August 31, 2027) to address the needs identified in the most recent CHNA. The approval and adoption of this report by the Baptist Health System, Inc. Board of Directors complies with CHNA requirements mandated by the *Patient Protection and Affordable Care Act of 2010* and federal tax-exemption requirements.

Executive Summary

The Implementation Strategy process involved the following steps:

- From June 2024–November 2024, Baptist Health Louisville developed this Implementation Strategy report in response to the most recent Community Health Needs Assessment (CHNA).
- This plan identifies specific strategies to address the significant needs identified in the CHNA. The significant needs from that report include:
 - Substance Use (drug/alcohol/tobacco use)
 - Mental Health
- Details listed for each strategy include the:
 - Name of the strategy.
 - Specific goal or plan for each strategy.
 - Process metrics to identify short-term or intermediate-term goals to measure progress of the strategy.
 - Outcomes metrics to correlate long-term community health outcomes with the efficacy of the strategy.
 - Internal resources the hospital is committing to the strategy.
 - External partners associated with implementing the strategy.
 - Lens of equity to ensure equitable efforts are made across population groups to reduce health disparities.
- This report was offered for approval to the Baptist Health System, Inc. Board of Directors at a meeting on December 10, 2024.
- The final approved and adopted Implementation Strategy will be made public and widely-available on or before January 15, 2025 on the Baptist Health website: [Community Health Needs Assessments - Baptist Health](#).
- Next steps include documenting metrics and evaluating the strategies listed in this report. The hospital will conduct another Community Health Needs Assessment and document its Implementation Strategy within three years.

Background: Community Health Needs Assessment

The Baptist Health Louisville CHNA, approved by the Baptist Health System, Inc. Board of Directors on June 25, 2024, outlines the significant health needs to address during the report coverage period (September 1, 2024–August 31, 2027). The needs identified include:

- Substance Use (drug/alcohol/tobacco use)
- Mental Health

The CHNA describes the process for how needs were identified, and which needs, if any, will not be addressed in the Implementation Strategy. For further background information that informs this Implementation Strategy, see the CHNA here: [Community Health Needs Assessments - Baptist Health](#).

Third-Party Collaboration

No third-party organizations were involved in the writing of this report. The Baptist Health System Director, Community Health and Engagement is responsible for the data gathering and writing of this report with feedback from hospital and system service line leaders. Hospital leaders reviewed and approved this plan before final authorized body approval.

Process

Development of Strategies

Each health need has an action plan that includes both existing and planned strategies. Employing existing strategies shows a continuity of efforts that underscores the hospital’s ongoing commitment to addressing significant community health needs. Planned strategies may be in various stages of development and may have certain details still being formed. Evaluation of these strategies will be documented annually as required and in the “Evaluation of Efforts” section of the next CHNA.

Framework

The SMARTIE objectives framework was employed to ensure this plan listed equitable and inclusive goals that encourage a focus on health equity. The framework is used by both the Centers for Disease Control and Prevention (2021) and the Kentucky Department for Public Health (2024). SMARTIE objectives are developed by answering the following questions (Alford Group, 2024):

- **S**PECIFIC: What does your program hope to accomplish?
- **M**EASURABLE: What are your benchmarks?
- **A**CTION-ORIENTED/ACHIEVABLE: What are the identifiable intermediate actions or milestones?
- **R**ELEVANT/REALISTIC: What results can realistically be achieved given available resources, knowledge, and time?
- **T**IMEBOUND: How will you track progress?
- **I**NCLUSIVE: How will you include representation from socially and economically marginalized individuals and groups?
- **E**QUITABLE: How do you include an element of justice or fairness that seeks to address inequity?

Each strategy is listed in its labeled section with the following details:

- Name of the strategy.
- Specific plan for each strategy. Strategies are evidenced-based or at least promising practices in that area.
- Process metrics to identify short-term or intermediate-term goals to measure progress of the strategy. This is part of the evaluation of each strategy.
- Outcomes metrics to correlate long-term community health outcomes with the efficacy of the strategy. The outcome metrics tie back to data included in the CHNA from the County Health Rankings and the Kentucky Injury Prevention Research Center. While hospital strategies are not wholly responsible for changes in these broad metrics, we will measure efficacy of our interventions through correlation with improved health outcomes. This is also part of the evaluation plan for each strategy.
- Internal resources the hospital is committing to the strategy. Activities with costs reportable as community benefit will be reported and documented as such.
- External partners associated with implementing the strategy. These may include local partners, funders or grantors, public health agencies, or organizations that own the evidence-based programs listed in the Implementation Strategy.
- Lens of equity to ensure equitable efforts across population groups and reduce disparities. The equity examination comes from an analysis of disparities experienced by certain groups after the evaluation

of the Center for Disease Control and Prevention’s (CDC) *Healthy People 2020*. An interactive dataset allowed for choosing a health area (mental health, substance use, nutrition and weight status, etc.). Each area indicates which, if any, populations experienced an increase in disparities during the *Healthy People 2020* coverage period. Groups that may experience disparities include: people of color; people with disabilities; people living in rural communities; older adults; people with mental health or substance use disorders; people with less than high school education; people with low incomes or those experiencing poverty; and people who identify as lesbian, gay, bisexual, or transgender (CDC, 2021). Populations with health disparities in the hospital’s significant health needs are noted in the “Equity” section of each strategy.

Strategies to Address Significant Health Needs

Substance Use

The strategies below are the hospital’s plan to address substance use.

1.1: Substance Abuse Intensive Outpatient Program (IOP)

- Plan: Operate a Substance Abuse Intensive Outpatient Program (IOP) that provides stabilization and assessment services, treatment options, and IOP group therapy. The program also has a continuing care group that meets once per week.
- Process Metrics: Track use of IOP service.
- Outcomes Metrics: Reduce community health behaviors that indicate drug use, which may include hospital encounters for substance use. The 2022 Jefferson County rate is 1236.1 per 100,000 population (Kentucky Injury Prevention and Research Center, 2024).
- Internal Resource(s): The treatment team includes psychiatrists and clinical social workers.
- External Partner(s): Referrals are accepted from hospitals, behavioral health agencies, court systems, private clinicians, residential treatment services, primary care physicians, and community agencies.
- Equity: According to the CDC’s Healthy People 2020 final data review, there was an increase in substance abuse disparities based on geographic area, gender, and race/ethnicity. Populations that had the greatest increase in disparities included those living in urban areas, those who identify as male, and those who are Black. Considerations will be made to ensure equitable efforts across population groups.

1.2: Opioid Stewardship Committee

- Plan: Regularly convene Opioid Stewardship Committee, the goal of which is to review opioid prescription practices to identify, reduce, and manage opioid misuse and their resultant unwanted outcomes among patients.
- Process Metrics: Compare opioid prescribing practices to identify outliers and opportunities for improved prescribing practices.
- Outcomes Metrics: Reduce the number of opioid-involved non-fatal overdoses. The 2022 Jefferson County rate is 259.2 per 100,000 (Kentucky Injury Prevention and Research Center, 2024).
- Internal Resource(s): Baptist Health Louisville has a dedicated Opioid Stewardship Pharmacist.
- External Partner(s): none

- **Equity:** According to the CDC's Healthy People 2020 final data review, there was an increase in substance abuse disparities based on geographic area, gender, and race/ethnicity. Populations that had the greatest increase in disparities included those living in urban areas, those who identify as male, and those who are Black. Considerations will be made to ensure equitable efforts across population groups.

1.3: Prescription Take Back

- **Plan:** Offer a prescription drug drop box in the Community Pharmacies for anyone to drop off unused and expired prescription medications. Additionally, hold a drug takeback day annually.
- **Process Metrics:** Track for utilization of drop box.
- **Outcomes Metrics:** Reduce the number of opioid-involved non-fatal overdoses. The 2022 Jefferson County rate is 259.2 per 100,000 (Kentucky Injury Prevention and Research Center, 2024).
- **Internal Resource(s):** The Baptist Health Louisville Pharmacy teams lead these efforts.
- **External Partner(s):** community members and patients
- **Equity:** According to the CDC's Healthy People 2020 final data review, there was an increase in substance abuse disparities based on geographic area, gender, and race/ethnicity. Populations that had the greatest increase in disparities included those living in urban areas, those who identify as male, and those who are Black. Considerations will be made to ensure equitable efforts across population groups.

1.4: Tobacco Cessation Referrals

- **Plan:** Make referrals to QuitNow Kentucky to support smoking cessation in patients who use tobacco products.
- **Process Metrics:** Track the number of referrals made.
- **Outcomes Metrics:** Reduce the community's smoking rate in Jefferson County from 18% (County Health Rankings, 2024).
- **Internal Resource(s):** Referrals come from medical oncology, radiation oncology, and some primary care providers. Referral data provided by Oncology Program Manager.
- **External Partner(s):** QuitNow Kentucky
- **Equity:** According to the CDC's Healthy People 2020 final data review, there was an increase in tobacco use disparities based on geographic area, race/ethnicity, and income. Populations that had the greatest increase in disparities included those living in rural areas, those who are Hispanic of Latino ethnicity, and those with family income below middle income. Considerations will be made to ensure equitable efforts across population groups.

Mental Health

The strategies below are the hospital's plan to address mental health.

2.1: Behavioral Health Intensive Outpatient Program (IOP)

- **Plan:** Operate a Behavioral Health Intensive Outpatient Program (BH IOP) group therapy treatment to budge the gap between acute inpatient and outpatient services, serving as both an alternative to hospitalization and as a transition from inpatient care. The program also has a continuing care group that meets once per week.

- Process Metrics: Track use of IOP service.
- Outcomes Metrics: Reduce the community's number of poor mental health days in the past 30 days from 5.7 days in Jefferson County (County Health Rankings, 2024).
- Internal Resource(s): The treatment team includes psychiatrists and clinical social workers.
- External Partner(s): none
- Equity: According to the CDC's Healthy People 2020 final data review, there was in an increase in mental health disparities according to geographic area. Considerations will be made to ensure equitable efforts across both urban/metropolitan and rural/nonmetropolitan population groups.

2.2: Hospital Assessments

- Plan: Behavioral Health clinicians assess patients in all areas of the hospital, including mother/baby, pre-op and post-op.
- Process Metrics: Track the number of patients seen monthly.
- Outcomes Metrics: Reduce the community's number of poor mental health days in the past 30 days from 5.7 days in Jefferson County (County Health Rankings, 2024).
- Internal Resource(s): The assessment team includes licensed clinical social workers and psychiatrists.
- External Partner(s): none
- Equity: According to the CDC's Healthy People 2020 final data review, there was in an increase in mental health disparities according to geographic area. Considerations will be made to ensure equitable efforts across both urban/metropolitan and rural/nonmetropolitan population groups.

2.3: Staff Support and Education

- Plan: The Behavioral Health team provides staff education and support to provide best practices in caring for patients with behavioral health needs. This includes education with the med-surg units and de-escalation when needed. The Behavioral Health team also provides de-briefing sessions with staff after specific incidents or drills. The Behavioral Health Manager serves on the Workplace Violence Committee to inform on best practices.
- Process Metrics: Monitor changing behavioral health needs for education.
- Outcomes Metrics: Reduce the community's number of poor mental health days in the past 30 days from 5.7 days in Jefferson County (County Health Rankings, 2024).
- Internal Resource(s): The Baptist Health Louisville Behavioral Health team provides this staff education and support.
- External Partner(s): none
- Equity: According to the CDC's Healthy People 2020 final data review, there was in an increase in mental health disparities according to geographic area. Considerations will be made to ensure equitable efforts across both urban/metropolitan and rural/nonmetropolitan population groups.

2.4: Motherhood Connection Program

- Plan: Complete the Edinburgh Postnatal Depression Scale before delivery with pregnant persons enrolled in program. EPDS completed before delivery to establish baseline.
- Process Metrics: Track the number of questionnaires completed and the number of referrals made for behavioral health support.

- Outcomes Metrics: Reduce the community's number of poor mental health days in the past 30 days from 5.7 days in Jefferson County (County Health Rankings, 2024).
- Internal Resource(s): MCP Nurse Navigators will ask questions and provide referrals, if needed. MCP Program Coordinator will provide data.
- External Partner(s): Various community partners supporting parenting people
- Equity: According to the CDC's Healthy People 2020 final data review, there was in an increase in mental health disparities according to geographic area. Considerations will be made to ensure equitable efforts across both urban/metropolitan and rural/nonmetropolitan population groups. The U.S. Commission on Civil Rights noted racial disparities in maternal health outcomes, so efforts will be made to ensure equitable outcomes across race/ethnicity.

2.5: Community Mental Health Events

- Plan: To promote awareness and reduce the stigma around mental health, sponsor and/or participate in community events with a focus on mental health.
- Process Metrics: Track appropriate donations for mental health initiatives as community benefit. Track staff time spent providing education as community benefit.
- Outcomes Metrics: Reduce the community's number of poor mental health days in the past 30 days from 5.7 days in Jefferson County (County Health Rankings, 2024).
- Internal Resource(s): Baptist Health Louisville Behavioral Health Services Manager will determine which events in which the hospital will participate and will escalate request for sponsorship.
- External Partner(s): National Alliance on Mental Illness (NAMI) and others to be determined
- Equity: According to the CDC's Healthy People 2020 final data review, there was in an increase in mental health disparities according to geographic area. Considerations will be made to ensure equitable efforts across both urban/metropolitan and rural/nonmetropolitan population groups.

2.6: Subject-Matter Experts

- Plan: Serve as subject matter experts for media and other requests for information about mental health wellness, suicide prevention, and other behavioral health topics.
- Process Metrics: Track efforts and document as community benefit, as appropriate. For media pieces, work with Marketing team to determine reach.
- Outcomes Metrics: Reduce the community's number of poor mental health days in the past 30 days from 5.7 days in Jefferson County (County Health Rankings, 2024).
- Internal Resource(s): Baptist Health Louisville Behavioral Health Services team will provide expertise.
- External Partner(s): To be determined
- Equity: According to the CDC's Healthy People 2020 final data review, there was in an increase in mental health disparities according to geographic area. Considerations will be made to ensure equitable efforts across both urban/metropolitan and rural/nonmetropolitan population groups.

2.7: Mental Health First Aid

- Plan: Offer at least two Mental Health First Aid classes to community members as an evidence-based, early intervention course to teach people about mental health and substance use challenges.
- Process Metrics: Track the number of community members educated in MHFA classes.

- Outcomes Metrics: Reduce the community's number of poor mental health days in the past 30 days from 5.7 days in Jefferson County (County Health Rankings, 2024).
- Internal Resource(s): Baptist Health System Behavioral Health team will lead/support hospital staff in providing classes.
- External Partner(s): National Council for Mental Wellbeing and various community non-profits and schools
- Equity: According to the CDC's Healthy People 2020 final data review, there was an increase in mental health disparities according to geographic area. Considerations will be made to ensure equitable efforts across both urban/metropolitan and rural/nonmetropolitan population groups.

Community Health Improvement Matrix (CHIM)

To illustrate the depth and breadth of the strategies in place to address our community health needs, we borrowed a tool from the National Association of County & City Health Officials (NACCHO, 2017). The Community Health Improvement Matrix (CHIM) allows us to see where our strategies fall in terms of the prevention and intervention levels. We have developed a matrix for each health need as a graphic representation of our work.

Prevention levels describe where in time we can intervene to address a health need. These levels are described as follows:

- Contextual: prevent the emergence of predisposing social and environmental conditions that can cause disease
- Primary: reduce susceptibility of exposure to health threats
- Secondary: detect and treat disease in early stages
- Tertiary: alleviate the effects of disease and injury

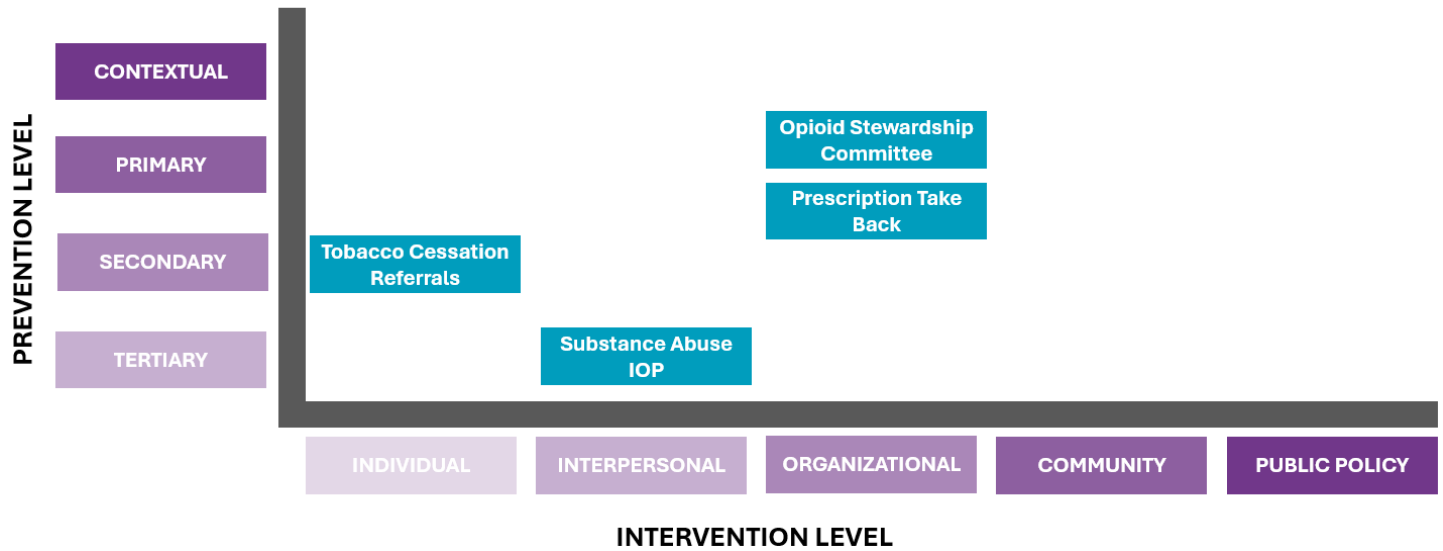
Intervention levels describe the context in which these interventions occur. These levels are described as follows:

- Individual: characteristics of the individual, such as knowledge, attitudes, behaviors, self-concept, skills, etc.
- Interpersonal: formal and informal social network and social support systems, including family, work group, and friendship networks
- Organizational: social institutions with organizational characteristics and rules/regulations for operation
- Community: relationships among organizations, institutions, and informal networks within defined boundaries
- Public Policy: local, state, and national laws and policies

According to NACCHO, “Activities that fit under organizational, community or public policy targets at a primary prevention level are more likely to address social determinants than others on the matrix. All the activities may be important for the community’s work in addressing a problem; the advantage of the CHIM framework is that it can give a sense of the balance of the community’s endeavors.”

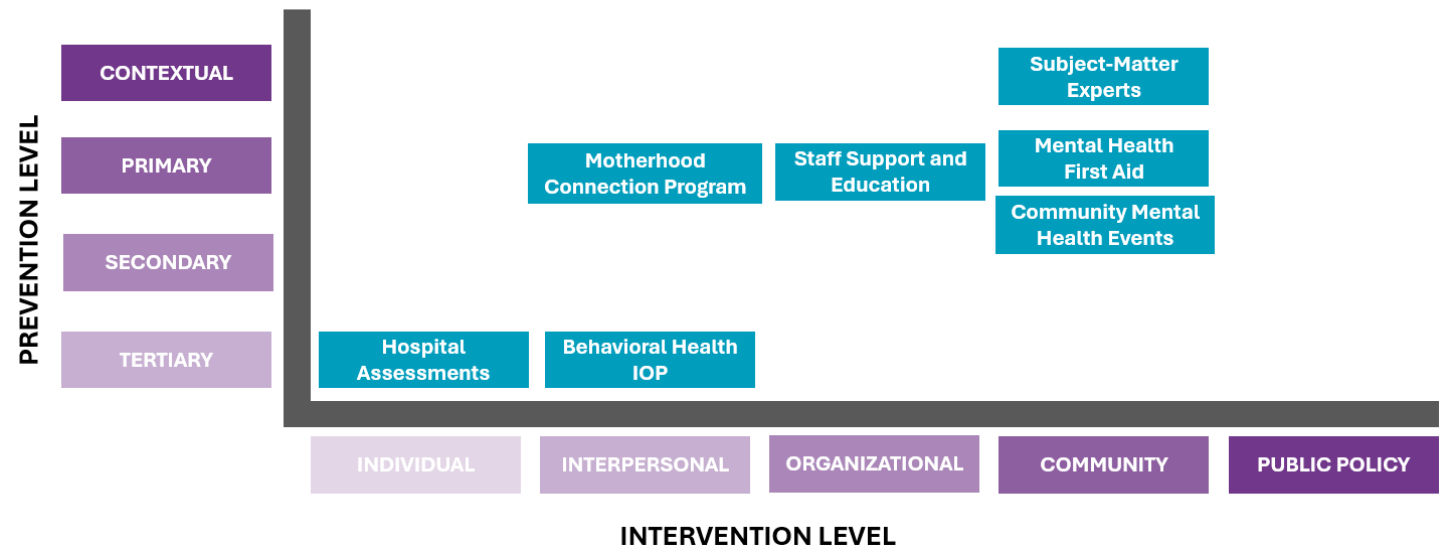
CHIM: Substance Use

Objective: Address substance use in the community.



CHIM: Mental Health

Objective: Address mental health in the community.




Next Steps

Once approved by the Baptist Health System, Inc. Board of Directors, this CHNA will be made public and widely available no later than January 15, 2025.

Baptist Health Louisville is committed to documenting metrics and evaluating the strategies listed in this report. The hospital will conduct another community health needs assessment and document its implementation strategy within three years.

Approval and Adoption

As an authorized body of Baptist Health Louisville, Baptist Health System, Inc. Board of Directors approves and adopts this Implementation Strategy on the date listed below.


Chair, Baptist Health System, Inc. Board of Directors

DEC 10, 2024

Date

References

- Alford Group. (2024, May 1). *Be a SMARTIE: An Equity-Forward Approach to Goal Setting* | Alford Group. <https://www.alford.com/be-a-smartie-an-equity-forward-approach-to-goal-setting/>
- Centers for Disease Control and Prevention, National Center for Chronic Disease Prevention and Health Promotion. (2021). From SMART to SMARTIE Objectives. <https://www.cdc.gov/cancer/ncccp/pdf/smartie-objectives-508.pdf>
- Centers for Disease Control and Prevention. *Healthy People - HP2020 Overview of health disparities*. (2021). https://www.cdc.gov/nchs/healthy_people/hp2020/health-disparities.htm
- County Health Rankings and Roadmaps. (2024). *Health data*. County Health Rankings & Roadmaps. Retrieved May 1, 2024, from <https://www.countyhealthrankings.org/health-data>
- Kentucky Department for Public Health. (2024, August 20). *State Health Improvement Plan 2024-2028*. Cabinet for Health and Family Services. <https://www.chfs.ky.gov/agencies/dph/Documents/SHIP2024-28.pdf>
- Kentucky Injury Prevention and Research Center. (2024). *Kentucky Drug Overdose and Related Comorbidity County Profiles, 2018 to 2022* | KIPRC. Retrieved May 1, 2024, from <https://kiprc.uky.edu/programs/overdose-data-action/county-profiles>
- National Association of County and City Health Officials. (2017). *A tool for addressing the social determinants of health through community health improvement planning. Template and Definitions for the Community Health Improvement Matrix*. <https://www.naccho.org/uploads/downloadable-resources/Programs/Public-Health-Infrastructure/Community-Health-Improvement-Matrix-Template.pdf>
- U.S. Commission on Civil Rights. (2021, September 15). *Racial disparities in maternal health*. <https://www.usccr.gov/reports/2021/racial-disparities-maternal-health>